



- UL Listed
- 120 VAC operation
- Outdoor and indoor
- 6 sound output settings
- Pre-wire back plate
- Universal back plate mounting (single gang, double gang, octagon, or 4" square)
- Single screw mounting
- Low current draw
- BBX-5 weather proof backbox included

The SH-120 Series Select-A-Strobe/Horn™ is designed to provide audible and/or visual signals for fire and burglar alarm protection systems and notification signals for the purpose of life safety and protection.

The SH-120 are operable with a 120 VAC system between 108 VAC and 132 VAC. They can be interfaced with pull stations, flow switches, and sprinkler systems for residential, commercial

and industrial applications.

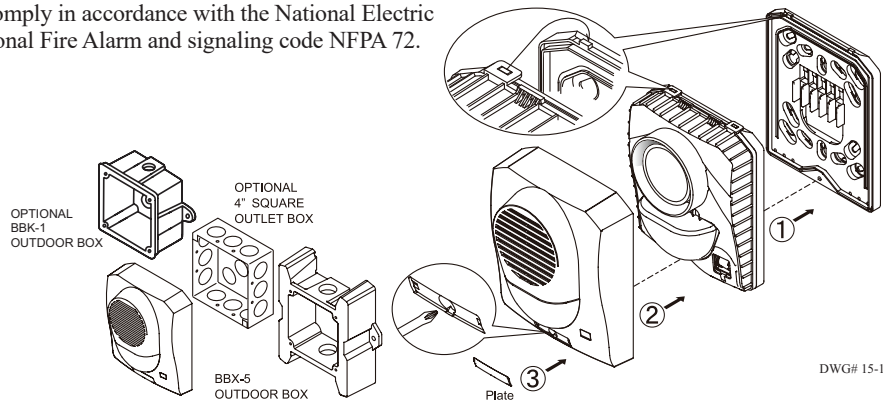
The SH Series combines a selective three horn tone and provides a continuous tone or temporal pattern (code 3) when constant voltage is applied.

This series is available with a red or white housing and a clear lens.

Note: General signaling only. Not suitable for occupancy evacuation.

Installation

Note: Installation must comply in accordance with the National Electric code, NFPA 70, and National Fire Alarm and signaling code NFPA 72.



Ordering Information

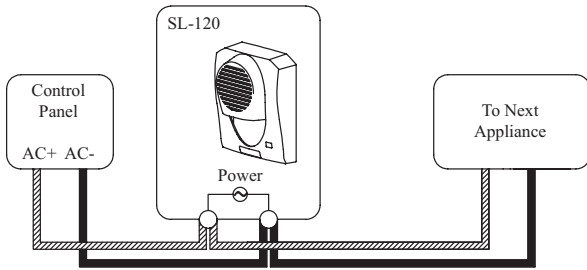
Stock Number	Model Number	Description	Color
4710030	SH-120R	Selectable strobe/horn/chime	Red
4710031	SH-120W	Selectable strobe/horn/chime	White
4270048	BBX-5	Back box (included)	Red
4270049			White
1500001	BBK-1	Bell back box	Red

Engineering Specifications

The contractor shall provide and install a Potter SH-120 strobe/horn. The unit shall operate on a nominal 120 VAC input and have a selectable horn setting. The unit shall be listed to UL standard 1638, General Signaling for indoor and outdoor applications. The strobe shall have a 90 candela rating. The unit shall include a weather proof back box as part of the standard package. The device shall have a

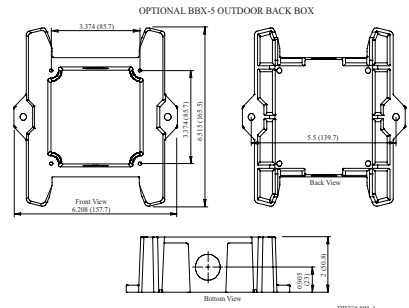
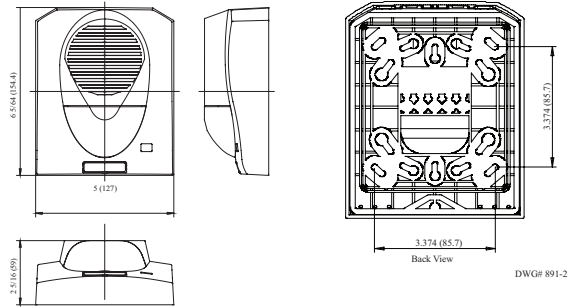
universal pre-wire mounting plate for the ease of connection. The universal back plate shall allow for connection to a single gang, double gang, 4" square standard or deep box, BBK-1 weather proof bell back box or the BBX-5 custom weather proof back box. The horn shall be listed to UL standard 464, Audible Signaling devices.

Wiring Diagram



Wire gauge 12 to 18 AWG DWG# 16-2

Dimensions: inches (mm)



Includes 4 ea. #8-32 x 3/4 screws

WARNING

High voltage may be present inside the light assembly even though power is not connected. If access to the component board is required (removal or replacement), the capacitor must be discharged by touching a wire to both ends of the flashtube.

DO NOT attempt to touch or move the assembly until the capacitor has been discharged.

Specifications

Series	Rated Voltage	Max RMS Operating Current (mA Arms)	Light Output	Flash Rate	Operating Voltage Range	Operating Temperature Range	Construction Type	Materials
SH-120	120 VAC 60Hz	203ma max	90 cd on axis*	72 per min.	108-132 VAC	-40°F to 151°F (-40°C to 66°C)	indoor/outdoor	ABS housing, polycarbonate lens

*On axis is a straight on or 0 degree viewing angle.

Series	Pattern	Tone	Switch Setting ON: 1 OFF: 0			dBA Reverberant Ratings per UL 464 (dBA @ 10Ft)
			SW1	SW2	SW3	
SH-120	Steady	2400Hz	1	1	1	85.20
		Electro Mechanical	1	0	1	86.34
		Broadband	0	1	1	85.34
	Temporal	2400Hz	1	1	0	80.99
		Electro Mechanical	1	0	0	81.99
		Broadband	0	1	0	81.25