

Features

- Monitored output module that provides an additional supervised output
- Can be used as either a NAC or Releasing Output
- NAC can be wired Class A or Class B
- Monitors presence of 24 VDC Aux Power
- SLC Class A, Class X & Class B
- Mounts in a standard 4" or double gang box
- Wiring terminals accessible when mounted in box
- All wiring terminals accept 22 to 12 AWG
- Product includes a 5 year warranty



Description

The PAD100-NAC module uses one (1) address on an SLC Loop. The module provides a programmable source of power to supervise and control one (1) Class B or Class A Notification Appliance or one (1) Class B Releasing Circuit. The module requires and supervises a 24 VDC auxiliary power connection. The PAD100-NAC includes one red LED to indicate the module's status. In normal condition, the LED flashes when the device is being polled by the control panel.

Application

The PAD100-NAC is compatible with Potter's IPA series addressable fire alarm control panels. The PAD100-NAC is a monitored Notification Appliance Circuit that wires to the SLC loop to provide an additional notification circuit. When used with a Potter addressable releasing panel, the PAD100-NAC can provide an additional releasing circuit.

Setting the Address

Each addressable SLC device must be assigned an address. The address is set using the DIP switches on the PAD100-NAC module.

Before connecting a device to the SLC loop, take the following precautions to prevent potential damage to the panel or device:

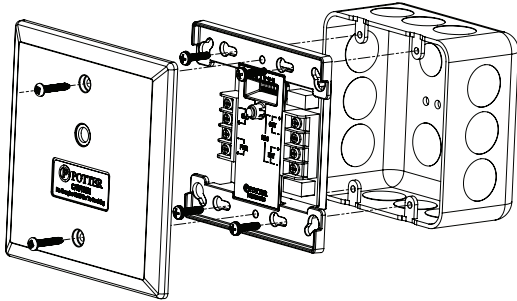
1. Power to the device is removed.
2. Field wiring is correctly installed.
3. Field wiring has no open or short circuits.

Technical Specifications

Operating Voltage	24.0V
Max SLC Standby Current	200 μ A
Max SLC Alarm Current	200 μ A
Aux Power Required	16-33 VDC
Output Ratings	24 VDC, 2A
EOL Resistor	5.1K Ω
EOL Resistor Diode	Stock #3005012 Releasing Applications (Not Included)
Operating Temperature Range	32 to 120°F (0 to 49°C)
Operating Humidity Range	0 to 93% (non-condensing)
Max no. of Module Per Loop	127 units
Dimensions	4.17" (106mm)L \times 4.17" (106mm)W \times 1.14" (29mm)D
Mounting Options	Standard 4" Square or Double Gang Box
Shipping Weight	0.6 lbs

Installation Using Compatible Electrical Box

Fig 1

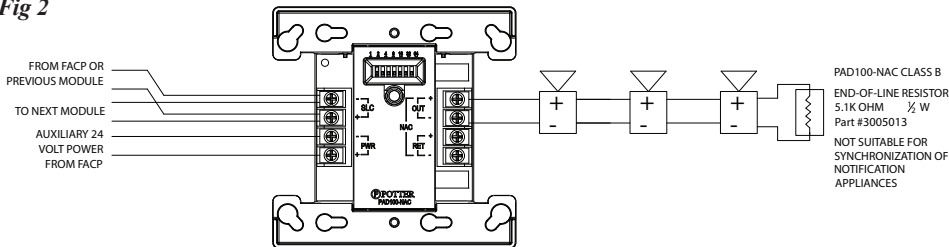


Wiring Diagrams

Output Connected to a Notification Appliance Circuit

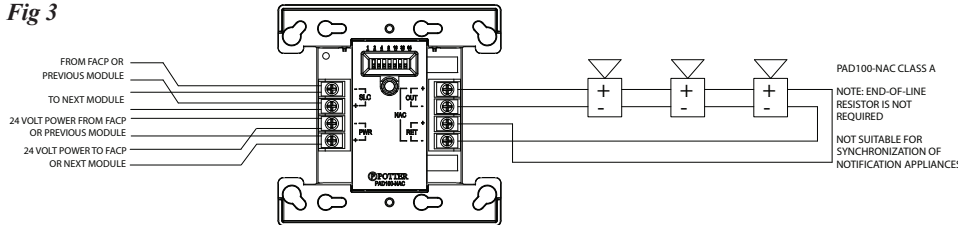
Typical Class B Wiring Diagram

Fig 2



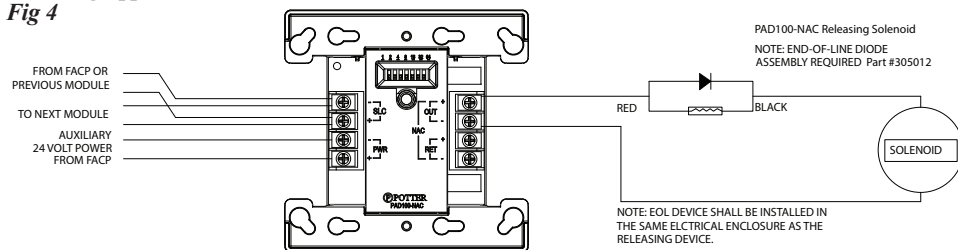
Typical Class A Wiring Diagram

Fig 3



Releasing Application

Fig 4



NOTICE

It is possible that the internal relay in the PAD100-NAC may be shipped in the non-normal / activated state. To ensure that the internal relay is set to the normal state, connect the module to the SLC loop and reset the control panel before terminating the wiring to the modules output.

Ordering Information

Model	Description	Stock No.
PAD100-NAC	Notification Appliance Circuit	3992707